




STATEWIDE
STAR PARTY

Solar Eclipse Art

FACILITATOR GUIDE

ncscifest.org/starparty



OBJECTIVE

Learn what happens during a solar eclipse while making a work of art

SUGGESTED AGE RANGE

Ages 4 and up

ACTIVITY DURATION

5 minutes

MATERIALS

- Black construction paper, cut into half sheets
- Chalk
- Round plastic lids
- Solar Eclipse Art instruction sheet
- **Optional:** Provide tissues for participants to smudge the chalk.



SETTING


Indoors or outdoors

PREPARATION

Cut the construction paper into half sheets. Arrange the materials and instruction sheet on a table. You might make a few eclipse art samples to display.

PROCEDURE

1. Invite your participants to make solar eclipse art.
2. Depending on the age, interest, and prior knowledge of your participants, you might discuss what the Sun's corona is, what causes a solar eclipse, or whether they've experienced a previous eclipse.
3. Have participants place the round plastic lid on top of the construction paper.
4. Participants should hold the lid down with one hand while using chalk to draw a thick circle around the lid. The circle does not have to be neat. Participants may enjoy using multiple colors of chalk.
5. Still holding the lid in place, participants use a finger or a tissue to smudge the chalk away from the circle to create the Sun's corona, visible only during a total solar eclipse. (Sorry, North Carolina: the entire state gets only a partial solar eclipse on April 8, 2024.)
6. Removing the lid will reveal their work of art. This is what a total solar eclipse looks like!
7. You can encourage participants to use the chalk to add words or pictures to their artwork. They might also try variations, e.g., can they figure out how to create a drawing of a partial solar eclipse?



CONTINUED ON NEXT PAGE




STATEWIDE
STAR PARTY

Solar Eclipse Art

FACILITATOR GUIDE, CONT'D

ncscifest.org/starparty



MORE RESOURCES

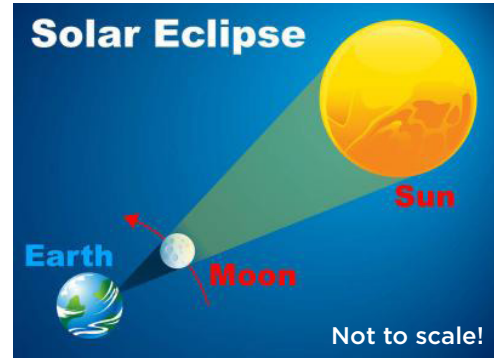
To learn more about the Sun's corona, see <https://spaceplace.nasa.gov/sun-corona>

To learn how observing solar eclipses can lead to scientific discoveries, see <https://science.nasa.gov/eclipses/nasa-research/>

CAUTION! Never look directly at the Sun. Use special eclipse glasses to view a solar eclipse.

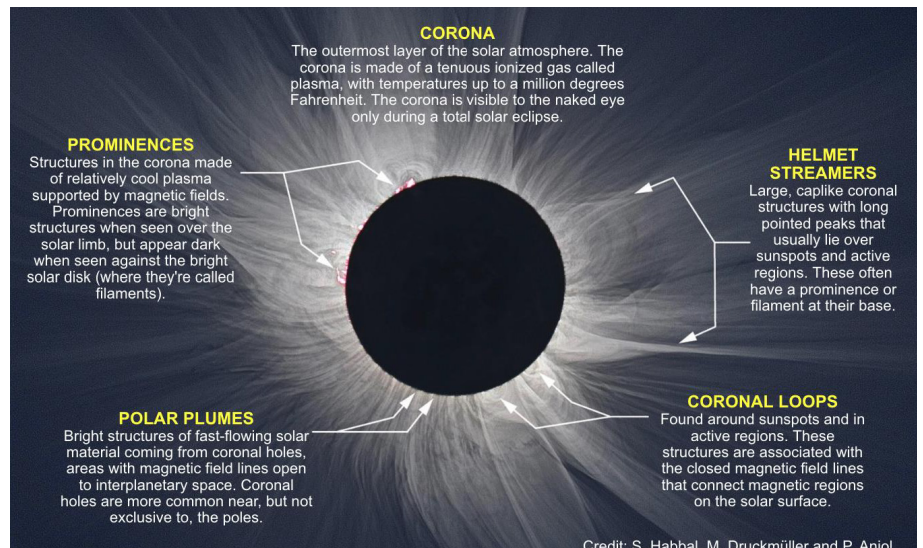
BACKGROUND

Solar means related to the Sun. During a solar eclipse, the Moon passes between Earth and the Sun and appears to block part or all of the Sun, and the Moon casts a shadow on Earth.




Credit: NASA

If the Moon fully blocks the Sun, that's a *total* solar eclipse, which allows us to see the Sun's corona. The corona is the outermost part of the Sun's atmosphere and is extremely hot. Before there were specially designed telescopes, the only time astronomers could observe the Sun's corona was during a total solar eclipse. Before eclipse photography existed, they would sketch their observations.



This highly processed NASA composite image shows features of the Sun's corona. Credit: S. Habbal, M. Druckmüller, and P. Aniol



The Statewide Star Party is made possible by the generous grant support of the North Carolina Space Grant.